


# PHILIPS

## Xitanium

### LED driver



## Datasheet

### Xitanium non-isolated Dipswitch

Xitanium 65W 200-350mA 185V DS 230V

9290 034 26306

Xitanium LED drivers with single current output offer industry leading performance and reliability at optimized cost. They are ideal for high volume applications while delivering to specific requirements. These drivers offer the same level of performance as Xitanium adjustable current linear drivers to ensure high quality of light, but with a specific current setting for optimized performance. Due to the low output current ripple, you can be sure to offer your customers high quality of light without visual flicker and stroboscopic effects.

#### Benefits

- High quality of light
- High reliability
- Optimized performance at specific output current settings

#### Features

- Low output current tolerance
- Low output current ripple
- Flexible current setting (4 output currents - dipswitch)
- Suitable for Class I luminaires

#### Application

- Offices
- Retail: supermarkets, shopping malls

## Electrical input data

Specification item	Value	Unit	Condition
Rated input voltage range	220...240	V <sub>ac</sub>	Performance range
Rated input voltage	230	V <sub>ac</sub>	
Rated input frequency range	50...60	Hz	Performance range
Rated input current	0.33	A	@ rated output power @ rated input voltage
Rated input power	71	W	@ rated output power @ rated input voltage
Minimum Power factor	0.97		@ rated output power @ rated input voltage
Total harmonic distortion	20	%	@ rated output power @ rated input voltage
Efficiency	92	%	typical value @ 230V, full output power
Input voltage AC range	198...264	V <sub>ac</sub>	Operational range
Input frequency AC range	45...66	Hz	Operational range
Isolation input to output	No		

## Electrical output data

Specification item	Value	Unit	Condition
Regulation method	Constant Current		
Output voltage	120...185	V <sub>dc</sub>	
Output voltage max.	250	V	Maximum output voltage (rms)
Output current	0.2 / 0.25 / 0.3 / 0.35	A	Select output current via the dipswitch
Output current tolerance ±	8	%	@full load
Output current ripple LF	≤ 4	%	Ripple = peak / average, < 3kHz. R <sub>d</sub> = 60Ω
Output current ripple HF	≤ 15	%	
Output P <sub>st</sub> <sup>LM</sup>	≤ 1		cfr. IEC TR 61547-1:2017
Output SVM	≤ 0.4		cfr. IEC TR 63518:2018
Output power	24...64.7	W	
Minimum performance output power	0	W	Power factor > 0.9 and THD < 20%
Rated output power	64	W	

## Electrical data controls input

Specification item	Value	Unit	Condition
Control method	Fixed		Select output current via the dipswitches

## Wiring and Connections

Specification item	Value	Unit	Type
Input wire cross-section	0.5...1.5	mm <sup>2</sup> / AWG	solid / stranded wire
Input wire strip length	8.5...9.5	mm	
Output wire cross-section	0.5...1.5	mm <sup>2</sup> / AWG	solid / stranded wire
Output wire strip length	8.5...9.5	mm	
Maximum cable length	2	m	Total length of wiring including LED module, one way




## Isolation

Insulation per IEC61347-1	Input	Output	Housing
Input	-	Non	Basic
Output	Non	-	Basic
Housing	Basic	Basic	-

## Dimensions and weight

Specification item	Value	Unit	Tolerance (mm)
Length (A1)	210	mm	
Mounting hole distance (A2)	198.5	mm	
Width (B1)	30	mm	
Height (C1)	21	mm	
Mounting hole diameter (D1)	4.1	mm	
Weight	140	gram	



## Logistical data

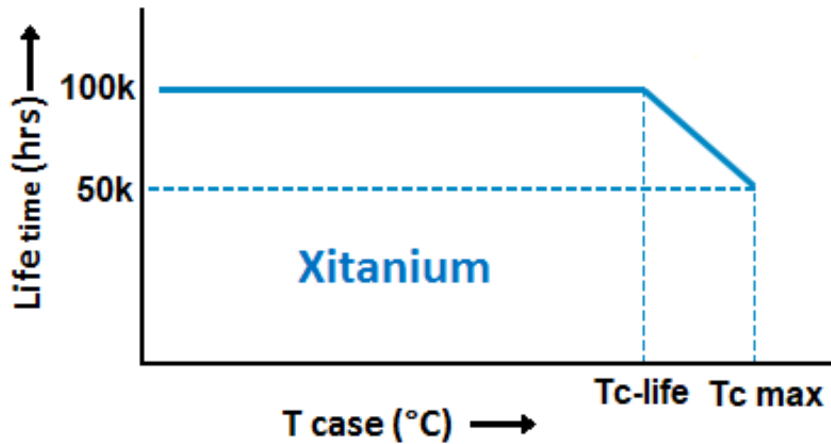
Specification item	Value
Product name	Xitanium 65W 200-350mA 185V DS 230V
EOC	871951448614000
Logistic code 12NC	9290 034 26306
EAN1 (GTIN)	8719514486140
Pieces per box	20

## Operational temperatures and humidity

Specification item	Value	Unit	Condition
Ambient temperature	-20...+50	°C	Higher ambient temperature allowed as long as T <sub>case-max</sub> is not exceeded
T <sub>case-max</sub>	85	°C	Maximum temperature measured at T <sub>case-point</sub>
T <sub>case-life</sub>	75	°C	Measured at T <sub>case-point</sub>
Maximum housing temperature	110	°C	In case of a failure, inherent by design
Relative humidity	10...90	%	Non-condensing

## Lifetime

Specification item	Value	Unit	Condition
Driver lifetime	100,000	hours	Measured temperature at Tcase-point is Tcase-life. Maximum failures = 10%



## Storage temperature and humidity

Specification item	Value	Unit	Condition
Ambient temperature	-25...+85	°C	
Relative humidity	5...95	%	Non-condensing

## Programmable features

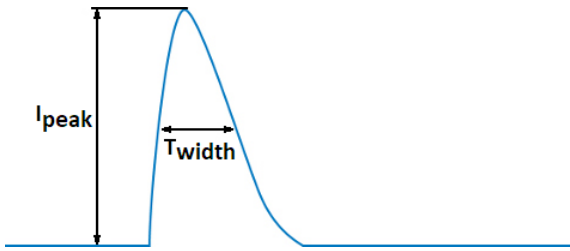
Specification item	Available	Default setting	Condition
Set Adjustable Output Current (AOC)	DipSwitch	350 mA	Manual set the output current via the dipswitches, see wiring diagram for an overview
LED Module Temperature Protection (MTP)	No		
Constant Light Output (CLO)	No		
Corridor Mode	No		
DC emergency (DCemDim)	No		

## Features

Specification item	Value	Condition
Open load protection	Yes	Automatic recovering
Short circuit protection	Yes	Automatic recovering
Over power protection	Yes	Automatic recovering
Hot wiring	No	
Suitable for fixtures with protection class	I	per IEC60598

## Inrush current

Specification item	Value	Unit	Condition
Inrush current	25	A	Input voltage 230V
Inrush peak width	135	$\mu$ s	Input voltage 230 V, measured at 50% height
Drivers / MCB 16A type B	$\leq 36$	pcs	Indicative value at 230V



Please refer to the driver design in guide if you use other MCB-types.

## Driver touch current / protective conductor current / earth leakage current

Specification item	Value	Unit	Condition
Typical Protective Conductor Current (ins. Class I)	0.5	mA rms	Acc. IEC60598-1. LED module contribution not included

## Surge immunity

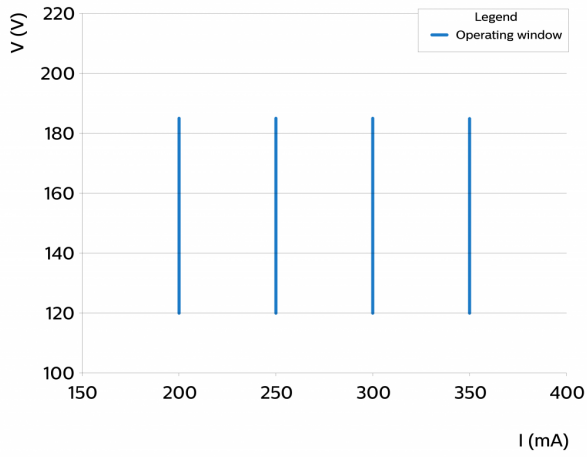
Specification item	Value	Unit	Condition
Mains surge immunity (diff. mode)	1	kV	Acc. IEC61000-4-5. 2 Ohm, 1.2/50us, 8/20us
Mains surge immunity (comm. mode)	2	kV	Acc. IEC61000-4-5. 12 Ohm, 1.2/50us, 8/20us

## Application Info

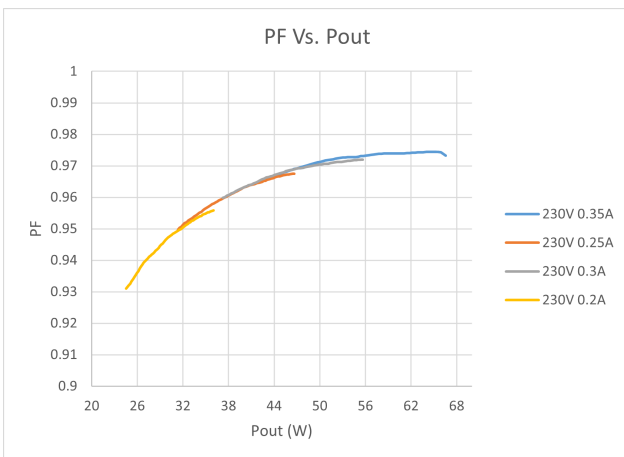
Specification item	Value
Approval marks and Certifications	CCC / CE / EAC / ENEC / RCM / UA / UKCA
Ingress Protection classification (IP)	20
Application	Indoor Linear
Mounting Type	Built-in

## Graphs

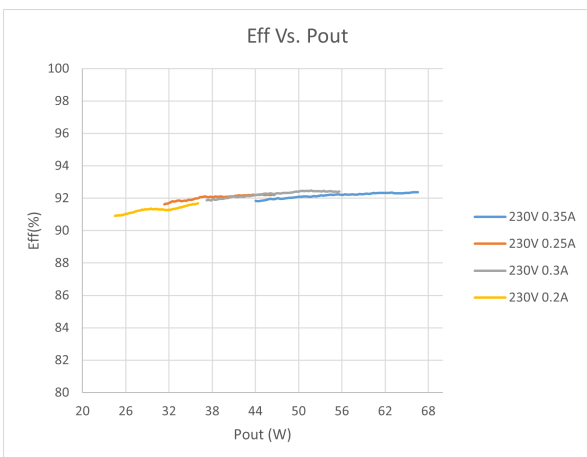
### Operating window



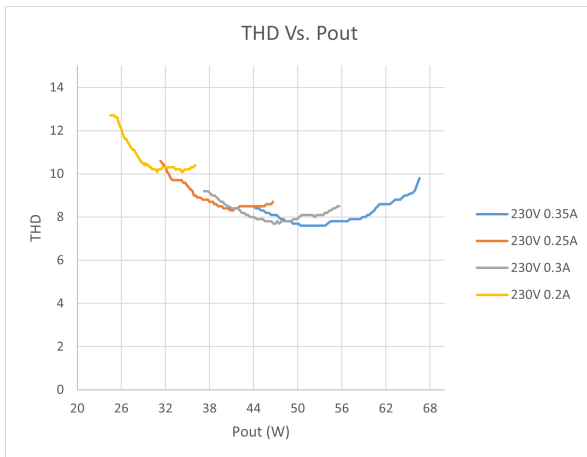
### Power factor versus output power



### Efficiency versus output power



## THD versus output power



©2022 Signify Holding, IBRS 10461, 5600 VB, NL. All rights reserved.  
UK importer address: Signify Commercial UK Limited, 3, Guildford Business Park, GU2 8XG.

The information provided herein is subject to change without notice. Signify does not give any representation or warranty as to the accuracy or completeness of the information included herein and shall not be liable for any action in reliance thereon. The information presented in this document is not intended as any commercial offer and does not form part of any quotation or contract, unless otherwise agreed by Signify.

Philips and the Philips Shield Emblem are registered trademarks of Koninklijke Philips N.V. All other trademarks are owned by Signify Holding or their respective owners.

Date of release: November 8, 2022 v2

[www.philips.com/oem](http://www.philips.com/oem)