




## PRODUCT PHOTO



## SPECIFICATIONS

- Default driving method is constant current input
- CCT Range from 2000°K up to 6500°K
- Luminous flux range from 3703 lm to 7832 lm
- Efficacy of the module up to 170 lm/W
- CRI 80 is standart, CRI 70 and CRI 90 are available
- Outstanding system color tolerance MacAdam 3 over the full operating area
- Simple installation (e.g. screw)
- Long life-time > 60,000 hours
- 5 years guarantee at specified conditions



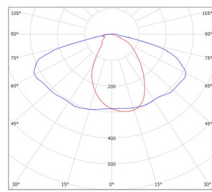
For your orders please call us:  
**+90 444 27 33**

## APPLICATIONS



Street Lighting   Flood Lighting   High Bay Lighting

## PHOTOMETRY

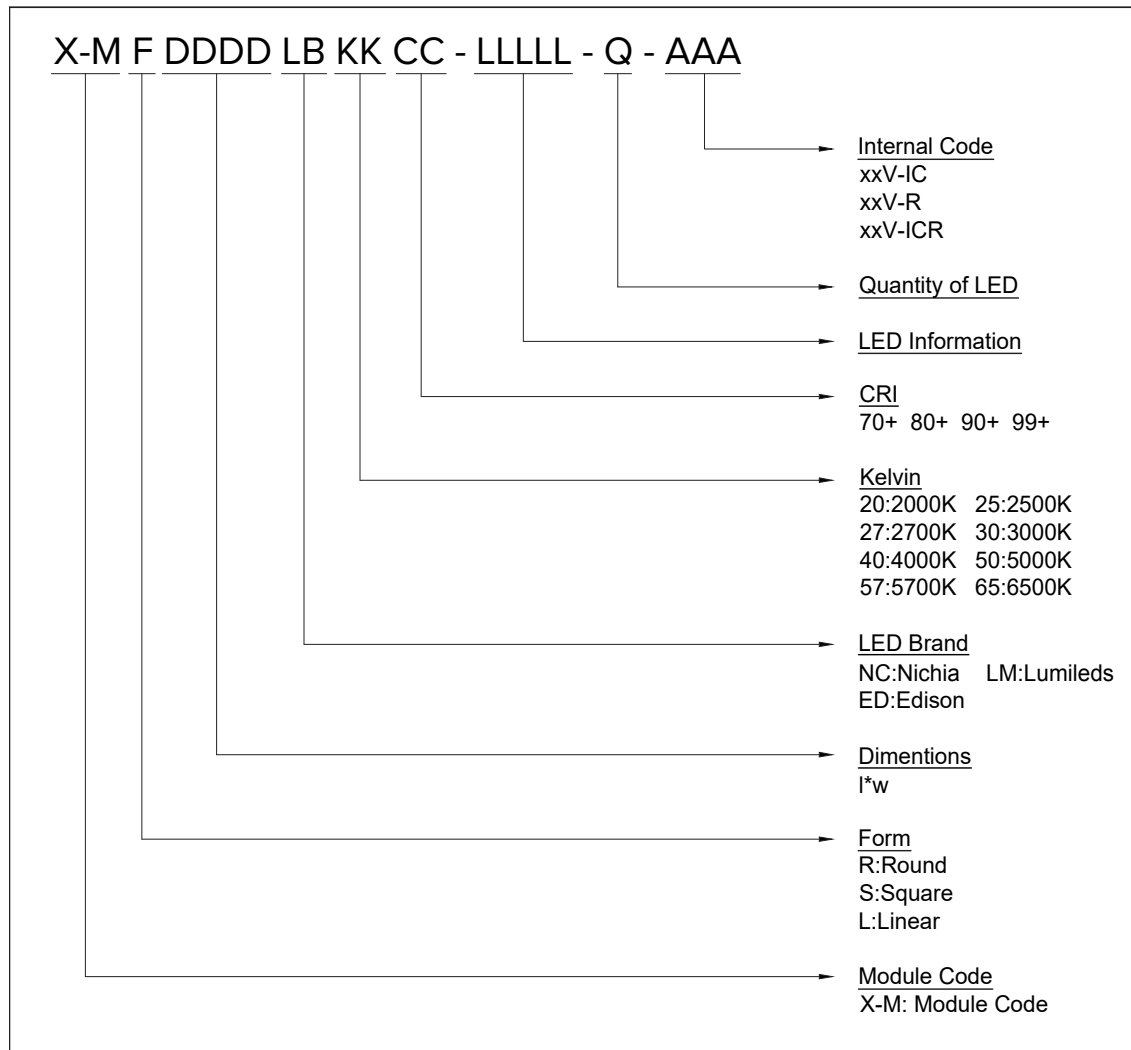


TLS12NI-CT757ST-M2M3

## TECHNICAL DATA

Beam Angle	120°
Ambient temperature range	-25° ~ +55°C
Tc max	85°C
Max. DC forward current	700mA
Typical voltage of LED Module at max current	74V
Insulation test voltage	2kV
ESD classification	Class 1
Risk group (EN 62471:2008)	1
Type of protection	IP00

## ORDERING INFORMATION



## DRIVING CURRENT VS LUMEN OUTPUT SPECIFICATION

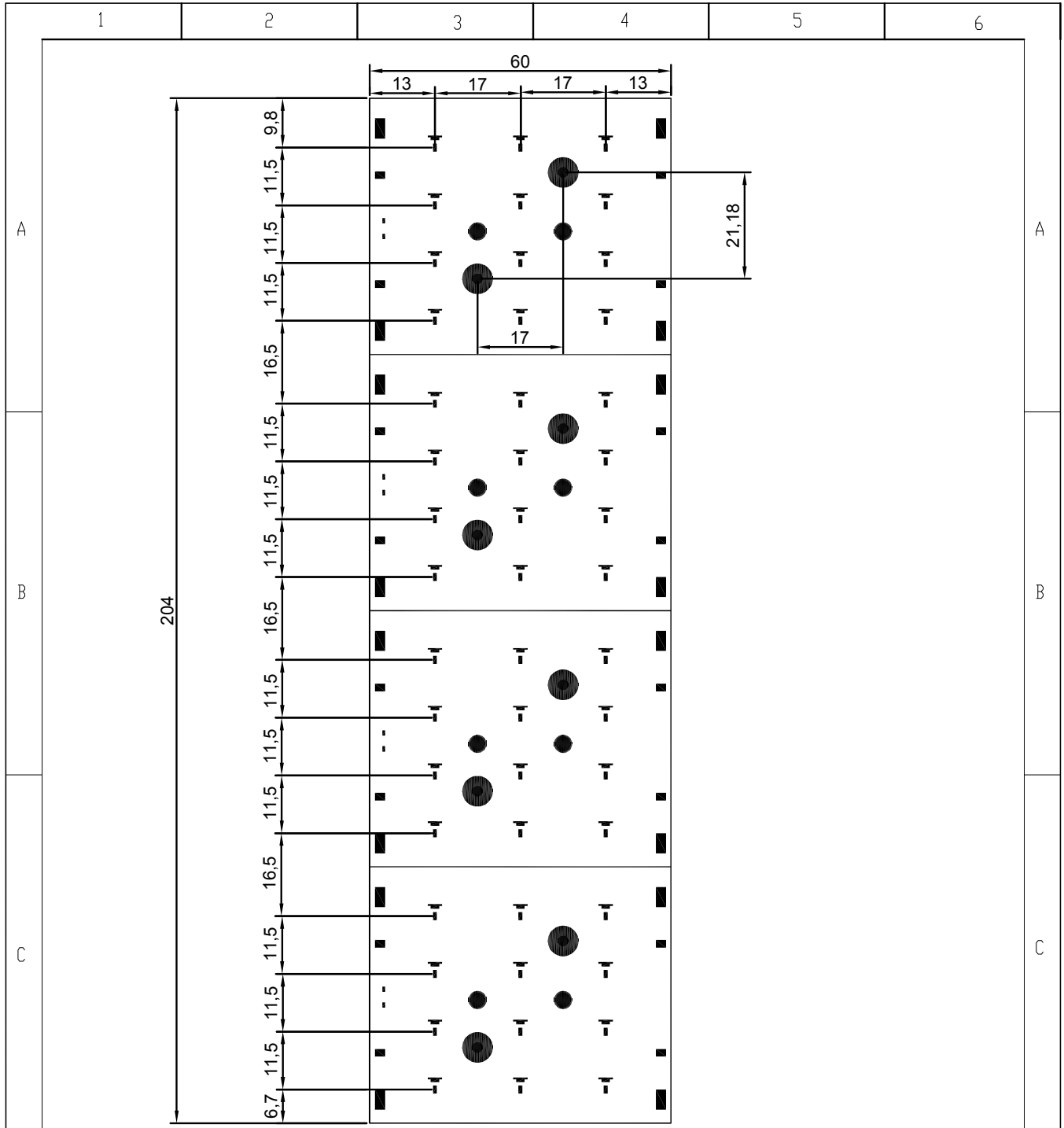
Common Characteristic [@Tj : 85°C];			
Module Code	X-MS60205NCxx-NF2W757GRV3-48		
PCB Material	ALU	Electrical Connection	
Operating Temperature (°C)	-40 ~ +85	Parallel	4
Storage Temperature (°C)	-40 ~ +55	Series	12
Thermal Conductivity (W/m-K)	1>	LED Quantity	48
<b>LED</b>			
<b>NF2W757GR-V3_R8000</b>			
Correlated Color Temperature (CCT)	4000K		
Color Rendering Index (CRI)	80+		
Module Operating Voltage (V)	69,6	69,6	74,4
Module Operating Current (mA)	350	500	700
Branch Operating Current (mA)	88	125	175
Module Power (W)	24,36	34,80	52,08
Module Light Output (lm)	3.703	4.872	7.187
Module Efficiency (lm/W)	152	140	138
<b>LED</b>			
<b>3030 2D-SQ</b>			
Correlated Color Temperature (CCT)	4000K		
Color Rendering Index (CRI)	80+		
Module Operating Voltage (V)	71,64	73,20	75,60
Module Operating Current (mA)	350	500	700
Branch Operating Current (mA)	88	125	175
Module Power (W)	25,07	36,60	52,92
Module Light Output (lm)	4.263	5.783	7.832
Module Efficiency (lm/W)	170	158	148

The table below shows how to Module Light Output changes depending on CCT (°K)

LED	Lumen Output Multiplier				
	2700°K (CRI 80)	3000°K (CRI 80)	4000°K (CRI 80)	5000°K (CRI 80)	6500°K (CRI 80)
NF2W757GR-V3_R8000	0,875	0,916	1	1	1
3030 2D-SQ	0,9	1	1,08	1,08	1,08

Relative luminous intensity versus CCT (°K)

## X-MS60205NCxx-NF2W757GRV3-48 MECHANICAL DRAWINGS



SERBEST ÖLÇÜ TOLERANSLARI -DIN 2768-1 / General Tolerances for linear and angular dimensions ( DIN ISO 2768-1)

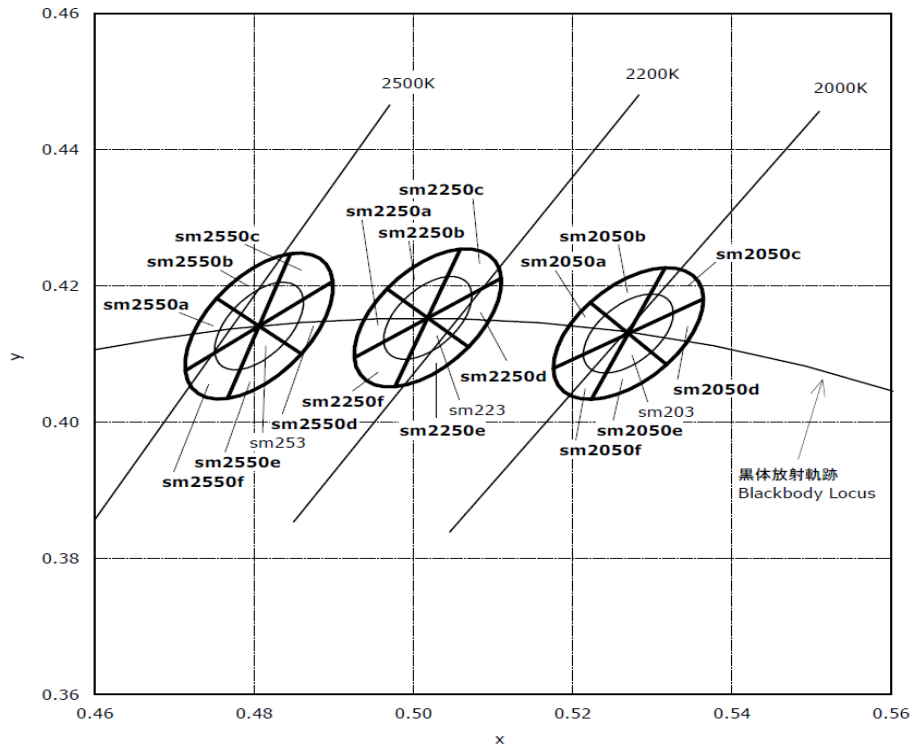
0.5 up to 3mm	over 3 up to 6mm	over 6 up to 30mm	over 30 up to 120mm	over 120 up to 400mm	over 400 up to 1000mm
± 0.1	± 0.1	± 0.2	± 0.3	± 0.5	± 0.8

Stock code No		MALZEME (MATERIAL)	AGIRLIK (WEIGHT)		
Revision	00	XXX	XXX		
Date	10.12.2019	TLS-001-15S6020NF-48		OLÇEK / SCALE	A4
Sheet					
Drawn By	Kaan ALTINTEN				
Checked By	Ibrahim OKMEN				
Approved By	Mesut CINAR				

TLS Teknoloji Sanayi ve Dis Ticaret A.S

This drawing is our property. It cant be reproduced or communicated without our written agreement.

## CCT AND BINNING INFORMATION



## LIFE TIME

MODEL NUMBER: NF2W757GR-V3

### Test Summary:

Data Set	Case Temperature [°C]	Ambient Temperature [°C]	Drive Current [mA]	Lumen maintenance at 10K hours [%]	Chromaticity Shift ( $\Delta u'v'$ ) at 10K hours	TM-21 Projection $L_{70}(10K)$ [hours]	TM-21 Projection $L_{80}(10K)$ [hours]	TM-21 Projection $L_{90}(10K)$ [hours]
1	55	> 50	100	98.1	0.0014	> 60600	> 60600	> 60600
2	55	> 50	150	98.3	0.0017	> 60400	> 60400	> 60400
3	55	> 50	200	98.2	0.0020	> 60500	> 60500	48300
4	85	> 80	100	96.4	0.0014	> 60600	> 60600	52500
5	85	> 80	150	96.3	0.0020	> 60400	> 60400	38800
6	85	> 80	200	93.9	0.0035	55900	35300	17100
7	105	> 100	100	92.3	0.0019	> 60600	43700	15500
8	105	> 100	150	93.4	0.0027	> 60400	57800	21000
9	105	> 100	200	90.7	0.0034	42800	26200	11600

## LEGAL NOTICE

Product information provided by TLS Teknoloji Sistemleri San ve Dış Tic AŞ ("TLS") in this document is believed to be correct and accurate. TLS reserves the right to change/correct the specifications and other data or information relating to products without notice but TLS accepts no liability for errors that may appear in this document, howsoever occurring, or liability arising from the use or application of any information or data provided herein. Neither the supply of such information, nor the purchase or use of products conveys any licence or permission under patent, copyright, trademark or other intellectual property right of TLS or third parties.

Products sold by TLS are subject to its standard Terms and Conditions of Sale that are available on request. No warranty is given that products do not infringe the intellectual property rights of third parties, and furthermore, the use of products in certain ways or in combination with TLS, or non-TLS furnished equipments/components may infringe intellectual property rights of TLS.

The purpose of this document is to provide information only and it may not be used, applied or reproduced (in whole or in part) for any purpose nor be taken as a representation relating to the products in question. No warranty or guarantee express or implied is made concerning the capability, performance or suitability of any product, and information concerning possible applications or methods of use is provided for guidance only and not as a recommendation. The user is solely responsible for determining the performance and suitability of the product in any application and checking that any specification or data it seeks to rely on has not been superseded.

Products are intended for normal commercial applications. For applications requiring unusual environmental requirements, extended temperature range, or high reliability capability (e.g. military, or medical applications), special processing/testing/conditions of sale may be available on application to TLS.

## CONTACT

### **TLS Teknoloji Sistemleri San ve Dış Tic AŞ**

Akçaburgaz Mahallesi 3080. Sokak No:5 Esenyurt / İstanbul / TURKEY

info@tsteknoloji.com  
+90 444 27 33